

Voting System Post-Election Audit Report

County: Bay Date of Election: 08/20/2024
Type of Audit (check applicable box): Manual Automated Independent

Precinct Number(s): All


Race (if Manual Audit): All

- Overall accuracy of the audit:
99.9%
- Description of any problems or discrepancies encountered:
Undervotes and Overvotes seen differently by Audit system vs Tabulation system.
- Likely cause of such problems or discrepancies:
Human error.
- Recommended corrective action with respect to avoiding or mitigating such circumstances in future elections:
N/A

Check applicable box and sign below:



- We hereby certify that the report of the voting system audit performed for the election is accurate and that attached are precinct summary reports for each precinct audited.
- We hereby certify that a voting system audit was not done because a manual recount was conducted under s. 102.166, Florida Statutes.

Signatures of County Canvassing Board members:

<u>Joe Grammer</u>	<u></u>	<u>8-26-24</u>
Printed Name	Signature	Date
<u>Robert Carroll</u>	<u></u>	<u>8-26-24</u>
Printed Name	Signature	Date
<u>Nina Ward</u>	<u></u>	<u>8/26/24</u>
Printed Name	Signature	Date



Audit Summary for Optical Scan (Marksense) Ballots

BAYSOE 08262024 09:25

Bay County												Precinct #	All		
Election Title:												<u>DEM US Senator</u>		Date:	8/26/24
Contest Audited:															
Candidate or Issue	Early Voting (EV)		Absentee (ABS)		Election Day (ED)		Provisional (PROV)		10 Day Overseas		Totals		Difference (+ or -)		
	Voting System Total	Automated Audit	Voting System Total	Automated Audit	Voting System Total	Automated Audit	Voting System Total	Automated Audit	Voting System Total	Automated Audit	Voting System Total	Automated Audit Total			
Stanley Campbell	280	280	449	449	304	304					1033	1033	0		
Rod Joseph	92	92	110	110	103	103					305	305	0		
Debbie Mucarsel-Powell	943	943	1522	1522	1039	1039					3504	3504	0		
Brian Rush	188	189	259	259	194	194					641	642	-1		
											0	0	0		
											0	0	0		
											0	0	0		
											0	0	0		
Overvotes	1	0	0	0	0	0					1	0	1		
Undervotes	98	98	125	125	104	104					327	327	0		
Indeterminate Votes															
Audit Team Members:															
<i>Thien Cao</i>									<u>08/26/24</u>						
Printed Name			Signature						Date						
<i>Cameron Ferns</i>									<u>08/26/24</u>						
Printed Name			Signature						Date						
Audit Package Completed Sheet #															
of															



Audit Summary for Optical Scan (Marksense) Ballots

BAYSOE 08262024 09:25

Bay County												Precinct # All		
Election Title:										<u>School Board District 1</u>			Date:	8/26/24
Contest Audited:														
Candidate or Issue	Early Voting (EV)		Absentee (ABS)		Election Day (ED)		Provisional (PROV)		10 Day Overseas		Totals		Difference (+ or -)	
	Voting System Total	Automated Audit	Voting System Total	Automated Audit	Voting System Total	Automated Audit	Voting System Total	Automated Audit	Voting System Total	Automated Audit	Voting System Total	Automated Audit Total		
Whitney Nieves	3500	3500	2912	2913	3370	3371					9782	9784	-2	
Jerry L. Register	7709	7711	4050	4050	6740	6741					18499	18502	-3	
											0	0	0	
											0	0	0	
											0	0	0	
											0	0	0	
											0	0	0	
Overvotes	0	0	0	0	2	0					2	0	2	
Undervotes	381	379	415	414	496	496					1292	1289	3	
Indeterminate Votes														
Audit Team Members:														
Thien Cao									<u>08/26/24</u>					
Printed Name			Signature						Date					
Cameron Ferns									<u>08/26/24</u>					
Printed Name			Signature						Date					
Audit Package Completed Sheet #								of						



Audit Summary for Optical Scan (Marksense) Ballots

BAYSOE 08262024 09:25

Bay County												Precinct #	All		
Election Title:												<u>REP US Senator</u>		Date:	8/26/24
Contest Audited:															
Candidate or Issue	Early Voting (EV)		Absentee (ABS)		Election Day (ED)		Provisional (PROV)		10 Day Overseas		Totals		Difference (+ or -)		
	Voting System Total	Automated Audit	Voting System Total	Automated Audit	Voting System Total	Automated Audit	Voting System Total	Automated Audit	Voting System Total	Automated Audit	Voting System Total	Automated Audit Total			
John Columbus	342	342	248	248	298	298					888	888	0		
Keith Gross	1012	1012	470	470	1047	1047					2529	2529	0		
Rick Scott	7706	7706	3296	3296	6395	6394					17397	17396	1		
											0	0	0		
											0	0	0		
											0	0	0		
											0	0	0		
Overvotes	0	0	1	1	1	1					2	2	0		
Undervotes	78	78	53	53	97	98					228	229	-1		
Indeterminate Votes															
Audit Team Members:															
Thien Cao									<u>08/26/24</u>						
Printed Name			Signature						Date						
Cameron Ferns									<u>08/26/24</u>						
Printed Name			Signature						Date						
Audit Package Completed Sheet #								of							



Audit Summary for Optical Scan (Marksense) Ballots

BAYSOE 08262024 09:25

Bay County												Precinct # All	
Election Title: <u>REP Representative in Congress District 2</u>												Date: 8/26/24	
Contest Audited:													
Candidate or Issue	Early Voting (EV)		Absentee (ABS)		Election Day (ED)		Provisional (PROV)		10 Day Overseas		Totals		Difference (+ or -)
	Voting System Total	Automated Audit	Voting System Total	Automated Audit	Voting System Total	Automated Audit	Voting System Total	Automated Audit	Voting System Total	Automated Audit	Voting System Total	Automated Audit Total	
Neal Dunn	7079	7078	3200	3200	5942	5941					16221	16219	2
Rhonda Woodward	1987	1989	813	813	1806	1806					4606	4608	-2
											0	0	0
											0	0	0
											0	0	0
											0	0	0
											0	0	0
Overvotes	1	1	0	0	1	1					2	2	0
Undervotes	71	70	55	55	89	90					215	215	0
Indeterminate Votes													
Audit Team Members:													
<i>Thien Cao</i>									<u>08/26/24</u>				
Printed Name			Signature						Date				
<i>Cameron Ferns</i>									<u>08/26/24</u>				
Printed Name			Signature						Date				
Audit Package Completed Sheet # _____ of _____													



Audit Summary for Optical Scan (Marksense) Ballots

BAYSOE 08262024 09:25



Bay County												Precinct #	All		
Election Title:												State Attorney 14th Judicial Circuit		Date:	8/26/24
Contest Audited:															
Candidate or Issue	Early Voting (EV)		Absentee (ABS)		Election Day (ED)		Provisional (PROV)		10 Day Overseas		Totals		Difference (+ or -)		
	Voting System Total	Automated Audit	Voting System Total	Automated Audit	Voting System Total	Automated Audit	Voting System Total	Automated Audit	Voting System Total	Automated Audit	Voting System Total	Automated Audit Total			
Larry Basford	8123	8125	4758	4759	6769	6770					19650	19654	-4		
Eric Garmon	3194	3194	2137	2137	3421	3423					8752	8754	-2		
											0	0	0		
											0	0	0		
											0	0	0		
											0	0	0		
											0	0	0		
Overvotes	1	0	1	1	2	0					4	1	3		
Undervotes	272	271	481	480	416	415					1169	1166	3		
Indeterminate Votes															
Audit Team Members:															
Thien Cao									<u>08/26/24</u>						
Printed Name			Signature						Date						
Cameron Ferns									<u>08/26/24</u>						
Printed Name			Signature						Date						
Audit Package Completed Sheet #								of							

Audit Summary for Optical Scan (Marksense) Ballots



BAYSOE 08262024 09:25

Bay County												Precinct #	All		
Election Title:												<u>Sheriff</u>		Date:	8/26/24
Contest Audited:															
Candidate or Issue	Early Voting (EV)		Absentee (ABS)		Election Day (ED)		Provisional (PROV)		10 Day Overseas		Totals		Difference (+ or -)		
	Voting System Total	Automated Audit	Voting System Total	Automated Audit	Voting System Total	Automated Audit	Voting System Total	Automated Audit	Voting System Total	Automated Audit	Voting System Total	Automated Audit Total			
Tommy Ford	9279	9279	5593	5595	7838	7838					22710	22712	-2		
Andy Husar	2216	2216	1521	1521	2643	2643					6380	6380	0		
											0	0	0		
											0	0	0		
											0	0	0		
											0	0	0		
											0	0	0		
Overvotes	0	0	0	0	0	0					0	0	0		
Undervotes	95	95	263	261	127	127					485	483	2		
Indeterminate Votes															
Audit Team Members:															
Thien Cao									<u>08/26/24</u>						
Printed Name			Signature						Date						
Cameron Ferns									<u>08/26/24</u>						
Printed Name			Signature						Date						
Audit Package Completed Sheet #															
of															



Audit Summary for Optical Scan (Marksense) Ballots

Bay County												Precinct #	All		
Election Title:												<u>County Commissioner District 1</u>		Date:	8/26/24
Contest Audited:															
Candidate or Issue	Early Voting (EV)		Absentee (ABS)		Election Day (ED)		Provisional (PROV)		10 Day Overseas		Totals		Difference (+ or -)		
	Voting System Total	Automated Audit	Voting System Total	Automated Audit	Voting System Total	Automated Audit	Voting System Total	Automated Audit	Voting System Total	Automated Audit	Voting System Total	Automated Audit Total			
Tommy Hamm	4053	4053	2764	2764	3207	3208					10024	10025	-1		
Ron Keel	1717	1717	1342	1343	1497	1498					4556	4558	-2		
Daniel Raffield	5421	5421	2679	2678	5451	5451					13551	13550	1		
											0	0	0		
											0	0	0		
											0	0	0		
											0	0	0		
Overvotes	3	3	0	0	2	1					5	4	1		
Undervotes	396	396	592	592	451	450					1439	1438	1		
Indeterminate Votes															
Audit Team Members:															
Thien Cao									<u>08/26/24</u>						
Printed Name			Signature						Date						
Cameron Ferns									<u>08/26/24</u>						
Printed Name			Signature						Date						
Audit Package Completed Sheet #						of									

Audit Summary for Optical Scan (Marksense) Ballots

Bay County												Precinct #	All		
Election Title:												<u>REP State Committeeman</u>		Date:	8/26/24
Contest Audited:															
Candidate or Issue	Early Voting (EV)		Absentee (ABS)		Election Day (ED)		Provisional (PROV)		10 Day Overseas		Totals		Difference (+ or -)		
	Voting System Total	Automated Audit	Voting System Total	Automated Audit	Voting System Total	Automated Audit	Voting System Total	Automated Audit	Voting System Total	Automated Audit	Voting System Total	Automated Audit Total			
George Norris	5319	5320	2167	2167	4396	4396					11882	11883	-1		
Jerry Prater	3166	3166	1475	1474	2727	2727					7368	7367	1		
											0	0	0		
											0	0	0		
											0	0	0		
											0	0	0		
											0	0	0		
Overvotes	1	0	0	0	0	0					1	0	1		
Undervotes	652	652	426	427	715	715					1793	1794	-1		
Indeterminate Votes															
Audit Team Members:															
<i>Thien Cao</i>									<u>08/26/24</u>						
Printed Name			Signature						Date						
<i>Cameron Ferns</i>									<u>08/26/24</u>						
Printed Name			Signature						Date						
Audit Package Completed Sheet #								of							

Audit Summary for Optical Scan (Marksense) Ballots

Bay County												Precinct #	All		
Election Title:												<u>REP State Committeewoman</u>		Date:	8/26/24
Contest Audited:															
Candidate or Issue	Early Voting (EV)		Absentee (ABS)		Election Day (ED)		Provisional (PROV)		10 Day Overseas		Totals		Difference (+ or -)		
	Voting System Total	Automated Audit	Voting System Total	Automated Audit	Voting System Total	Automated Audit	Voting System Total	Automated Audit	Voting System Total	Automated Audit	Voting System Total	Automated Audit Total			
Mitzi Prater	4198	4198	2026	2026	3318	3318					9542	9542	0		
Nancy Viejo	4294	4295	1624	1625	3832	3832					9750	9752	-2		
											0	0	0		
											0	0	0		
											0	0	0		
											0	0	0		
											0	0	0		
Overvotes	1	0	0	0	1	1					2	1	1		
Undervotes	645	645	418	417	687	687					1750	1749	1		
Indeterminate Votes															
Audit Team Members:															
<i>Thien Cao</i>									<u>08/26/24</u>						
Printed Name			Signature						Date						
<i>Cameron Ferns</i>									<u>08/26/24</u>						
Printed Name			Signature						Date						
Audit Package Completed Sheet #								of							

Statement of Votes Cast by Geography
 Bay County, FL, Primary Election, 8/20/2024
 All Precincts, All Districts, Vote By Mail, All ScanStations, All Contests, All Boxes
 Post Election Independent Audit
 Total Ballots Cast: 7377

Choice	Votes	Vote %	VBM
--------	-------	--------	-----

All Precincts

United States Senator/DEM (Vote for 1)

2465 ballots (0 over voted ballots, 0 overvotes, 125 blank voted)

Stanley Campbell	449	19.19%	449
Rod Joseph	110	4.70%	110
Debbie Mucarsel-Powell	1522	65.04%	1522
Brian Rush	259	11.07%	259
Total	2340	100.00%	2340

State Attorney 14th Judicial Circuit/REP (Vote for 1)

7377 ballots (1 over voted ballots, 1 overvotes, 480 blank voted)

Larry Basford	4759	69.01%	4759
Eric Garmon	2137	30.99%	2137
Total	6896	100.00%	6896

Sheriff/REP (Vote for 1)

7377 ballots (0 over voted ballots, 0 overvotes, 261 blank voted)

Tommy Ford	5595	78.63%	5595
Andy Husar	1521	21.37%	1521
Total	7116	100.00%	7116

County Commissioner District 1/REP (Vote for 1)

7377 ballots (0 over voted ballots, 0 overvotes, 592 blank voted)

Tommy Hamm	2764	40.74%	2764
Ron Keel	1343	19.79%	1343
Daniel Raffield	2678	39.47%	2678
Total	6785	100.00%	6785

School Board Member District 1/NON (Vote for 1)

7377 ballots (0 over voted ballots, 0 overvotes, 414 blank voted)

Whitney Nieves	2913	41.84%	2913
Jerry L. Register	4050	58.16%	4050
Total	6963	100.00%	6963

United States Senator/REP (Vote for 1)

4068 ballots (1 over voted ballots, 1 overvotes, 53 blank voted)

John S. Columbus	248	6.18%	248
Keith Gross	470	11.71%	470
Rick Scott	3296	82.11%	3296
Total	4014	100.00%	4014

Representative in Congress District 2/REP (Vote for 1)

4068 ballots (0 over voted ballots, 0 overvotes, 55 blank voted)

Neal Dunn	3200	79.74%	3200
Rhonda Woodward	813	20.26%	813
Total	4013	100.00%	4013

State Committeeman/REP (Vote for 1)

4068 ballots (0 over voted ballots, 0 overvotes, 427 blank voted)

George Norris	2167	59.52%	2167
Jerry Prater	1474	40.48%	1474
Total	3641	100.00%	3641

State Committeewoman/REP (Vote for 1)

4068 ballots (0 over voted ballots, 0 overvotes, 417 blank voted)

Mitzi Prater	2026	55.49%	2026
Nancy Viejo	1625	44.51%	1625

Statement of Votes Cast by Geography
Bay County,FL, Primary Election, 8/20/2024
All Precincts, All Districts, Vote By Mail, All ScanStations, All Contests, All Boxes
Post Election Independent Audit
Total Ballots Cast: 7377

Choice	Votes	Vote %	VBM
Total	3651	100.00%	3651

Statement of Votes Cast by Geography
 Bay County, FL, Primary Election, 8/20/2024
 All Precincts, All Districts, Early Voting, All ScanStations, All Contests, All Boxes
 Post Election Independent Audit
 Total Ballots Cast: 11590

Choice	Votes	Vote %	EV
--------	-------	--------	----

All Precincts

United States Senator/DEM (Vote for 1)

1602 ballots (0 over voted ballots, 0 overvotes, 98 blank voted)

Stanley Campbell	280	18.62%	280
Rod Joseph	92	6.12%	92
Debbie Mucarsel-Powell	943	62.70%	943
Brian Rush	189	12.57%	189
Total	1504	100.00%	1504

State Attorney 14th Judicial Circuit/REP (Vote for 1)

11590 ballots (0 over voted ballots, 0 overvotes, 271 blank voted)

Larry Basford	8125	71.78%	8125
Eric Garmon	3194	28.22%	3194
Total	11319	100.00%	11319

Sheriff/REP (Vote for 1)

11590 ballots (0 over voted ballots, 0 overvotes, 95 blank voted)

Tommy Ford	9279	80.72%	9279
Andy Husar	2216	19.28%	2216
Total	11495	100.00%	11495

County Commissioner District 1/REP (Vote for 1)

11590 ballots (3 over voted ballots, 3 overvotes, 396 blank voted)

Tommy Hamm	4053	36.22%	4053
Ron Keel	1717	15.34%	1717
Daniel Raffield	5421	48.44%	5421
Total	11191	100.00%	11191

School Board Member District 1/NON (Vote for 1)

11590 ballots (0 over voted ballots, 0 overvotes, 379 blank voted)

Whitney Nieves	3500	31.22%	3500
Jerry L. Register	7711	68.78%	7711
Total	11211	100.00%	11211

United States Senator/REP (Vote for 1)

9138 ballots (0 over voted ballots, 0 overvotes, 78 blank voted)

John S. Columbus	342	3.77%	342
Keith Gross	1012	11.17%	1012
Rick Scott	7706	85.06%	7706
Total	9060	100.00%	9060

Representative in Congress District 2/REP (Vote for 1)

9138 ballots (1 over voted ballots, 1 overvotes, 70 blank voted)

Neal Dunn	7078	78.06%	7078
Rhonda Woodward	1989	21.94%	1989
Total	9067	100.00%	9067

State Committeeman/REP (Vote for 1)

9138 ballots (0 over voted ballots, 0 overvotes, 652 blank voted)

George Norris	5320	62.69%	5320
Jerry Prater	3166	37.31%	3166
Total	8486	100.00%	8486

State Committeewoman/REP (Vote for 1)

9138 ballots (0 over voted ballots, 0 overvotes, 645 blank voted)

Mitzi Prater	4198	49.43%	4198
Nancy Viejo	4295	50.57%	4295

Statement of Votes Cast by Geography
Bay County,FL, Primary Election, 8/20/2024
All Precincts, All Districts, Early Voting, All ScanStations, All Contests, All Boxes
Post Election Independent Audit
Total Ballots Cast: 11590

Choice	Votes	Vote %	EV
Total	8493	100.00%	8493

Statement of Votes Cast by Geography
 Bay County, FL, Primary Election, 8/20/2024
 All Precincts, All Districts, Election Day, All ScanStations, All Contests, All Boxes
 Post Election Independent Audit
 Total Ballots Cast: 10608

Choice	Votes	Vote %	ED
--------	-------	--------	----

All Precincts

United States Senator/DEM (Vote for 1)

1744 ballots (0 over voted ballots, 0 overvotes, 104 blank voted)

Stanley Campbell	304	18.54%	304
Rod Joseph	103	6.28%	103
Debbie Mucarsel-Powell	1039	63.35%	1039
Brian Rush	194	11.83%	194
Total	1640	100.00%	1640

State Attorney 14th Judicial Circuit/REP (Vote for 1)

10608 ballots (0 over voted ballots, 0 overvotes, 415 blank voted)

Larry Basford	6770	66.42%	6770
Eric Garmon	3423	33.58%	3423
Total	10193	100.00%	10193

Sheriff/REP (Vote for 1)

10608 ballots (0 over voted ballots, 0 overvotes, 127 blank voted)

Tommy Ford	7838	74.78%	7838
Andy Husar	2643	25.22%	2643
Total	10481	100.00%	10481

County Commissioner District 1/REP (Vote for 1)

10608 ballots (1 over voted ballots, 1 overvotes, 450 blank voted)

Tommy Hamm	3208	31.58%	3208
Ron Keel	1498	14.75%	1498
Daniel Raffield	5451	53.67%	5451
Total	10157	100.00%	10157

School Board Member District 1/NON (Vote for 1)

10608 ballots (0 over voted ballots, 0 overvotes, 496 blank voted)

Whitney Nieves	3371	33.34%	3371
Jerry L. Register	6741	66.66%	6741
Total	10112	100.00%	10112

United States Senator/REP (Vote for 1)

7838 ballots (1 over voted ballots, 1 overvotes, 98 blank voted)

John S. Columbus	298	3.85%	298
Keith Gross	1047	13.53%	1047
Rick Scott	6394	82.62%	6394
Total	7739	100.00%	7739

Representative in Congress District 2/REP (Vote for 1)

7838 ballots (1 over voted ballots, 1 overvotes, 90 blank voted)

Neal Dunn	5941	76.69%	5941
Rhonda Woodward	1806	23.31%	1806
Total	7747	100.00%	7747

State Committeeman/REP (Vote for 1)

7838 ballots (0 over voted ballots, 0 overvotes, 715 blank voted)

George Norris	4396	61.72%	4396
Jerry Prater	2727	38.28%	2727
Total	7123	100.00%	7123

State Committeewoman/REP (Vote for 1)

7838 ballots (1 over voted ballots, 1 overvotes, 687 blank voted)

Mitzi Prater	3318	46.41%	3318
Nancy Viejo	3832	53.59%	3832

Statement of Votes Cast by Geography
Bay County,FL, Primary Election, 8/20/2024
All Precincts, All Districts, Election Day, All ScanStations, All Contests, All Boxes
Post Election Independent Audit
Total Ballots Cast: 10608

Choice	Votes	Vote %	ED
Total	7150	100.00%	7150
